


R2BC 1000 Hot Water Storage Tank

	Main Features	
	Application	Hot water tank intended for DHW heating, with 2 integrated enamelled heat exchangers. It comes fitted with detachable insulation and a magnesium anode rod that protects its inner surface from corrosion. As an option, an electronic anode rod can be installed instead of the magnesium one, for the codes see the Accessories table. If desired, an electric heating element can be installed into the hot water tank.
	Working fluid	water (tank) - water, water-glycol mixture (max. 1:1), water-glycerine mixture (max. 2:1) (heat exchanger)
	Code	5758

Energy Efficiency Data (as per EC Regulation No. 812/2013)

Energy efficiency class	N/A
Static loss	121 W
Storage volume	853 l

Technical data

Total DHW tank volume	883 l
Fluid volume in DHW tank	853 l
Upper heat exchanger volume	15.0 l
Lower heat exchanger volume	15.0 l
Upper heat exchanger surface area	2.5 m ²
Lower heat exchanger surface area	2.5 m ²
Max. working temperature in DHW tank	95 °C
Max. working temperature in heat exchangers	110 °C
Max. working pressure in DHW tank	10 bar
Max. working pressure in heat exchangers	10 bar
DHW tank diameter	790 mm
DHW tank diameter with insulation	950 mm
DHW tank overall height	2120 mm
Tipping height	2330 mm
DHW tank empty weight	285 kg

Power for hot water heating from 10 °C to 45 °C at heating water temperature 60 °C

Upper heat exchanger performance	40 kW, (990 l/h)
Lower heat exchanger performance	40 kW, (990 l/h)

Materials

DHW tank material	S235JR, inner surf. enamelled (DIN 4753-3)
Heat exchanger material	S235JR+N, outer surf. enamelled (DIN 4753-3)
DHW tank insulation	PU foam (hard)
DHW tank outer surface insulation	PVC

Accessories

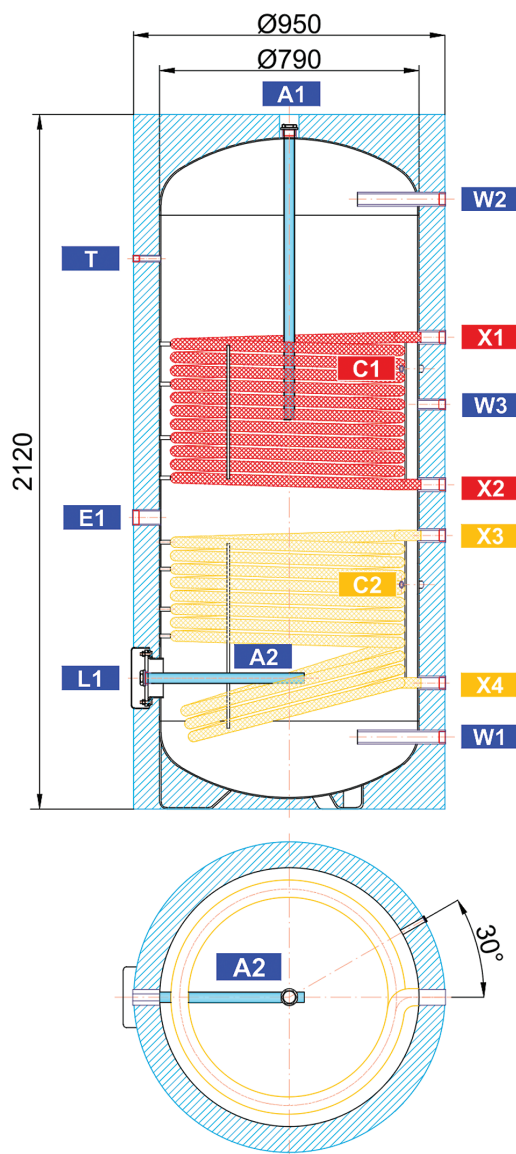
Electric heating element	models ETT-A, D2, M, N, R, S, F2, P, U
Heating element max. length for E1 / flange	815 mm / 635 mm
Electronic anode rod	code 17369
Electronic anode rod for flange	code 17433

R2BC 1000 Hot Water Storage Tank

Spare parts (magnesium anode rods)

Mg anode rod (A1)	code 3698
Mg anode rod (A2)	code 448
Mg anode rod - chain type	code 13112

Dimensions

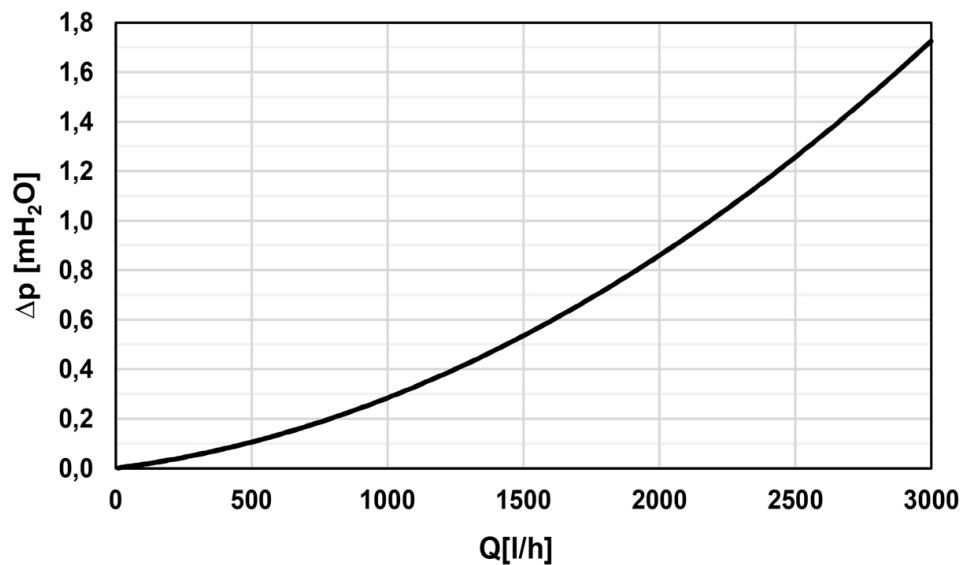


CONNECTIONS

pos.	description	connection	height [mm]
DHW heating			
W1	Cold water	G 5/4" F	220
W2	Hot water	G 5/4" F	1840
W3	Recirculation	G 1" F	1235
Auxiliary heat source			
E1	Electric heating element	G 6/4" F	890
Control and safety			
C1	Temperature sensor	G 1/2" F	1340
C2	Temperature sensor	G 1/2" F	685
T	Thermometer	G 1/2" F	1680
Heat sources			
X1	Supply from heat source	G 5/4" F	1440
X2	Return to heat source	G 5/4" F	990
X3	Supply from heat source	G 5/4" F	835
X4	Return to heat source	G 5/4" F	385
Others			
L1	Flange	8 x M10	400
A1	Magnesium anode rod	G 5/4" F	2040
A2	Magnesium anode rod	G 5/4" F	400

R2BC 1000 Hot Water Storage Tank

Pressure drop diagram



applies to upper and lower
heat exchanger