



For the connection of the actuator to the electric power supply, a circuit breaker with an open contact gap of at least 3 mm shall be implemented for each of the line conductors.



Prior to starting to connect the actuator, please check whether the mains power supply, or the main circuit breaker, has been turned off.

Mounting Instructions


Put the adapter "b" onto the motor shaft "a" and turn it to the centre of the valve scale. Fasten the locking screw "c" to the valve. Position the actuator "d" onto the adapter "b". The possible actuator mounting positions are indicated in Figure 4-I.

As per factory default, the actuator is set to the central position (45°).


Insert the scale "f"; while adjusting it, pay attention to the open and closed positions of the valve. Finally, insert the button "h", handle "g", or indicator "i", ensuring that the position of the accessory applied complies with the scale. Insert and fasten the screw "l". Cover the button with the lid "j" or "k".

Instructions For Use

Automatic operation

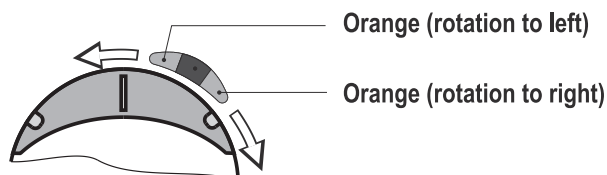
When the button "e" (Fig. 4) is in the position , the actuator, operates automatically.

Manual operation

When the button "e" (Fig. 4) is in the position , the actuator operation is turned off. The valve position can be set manually by the button or handle.

Indication Lamps

The actuator has 3 indication lamps. The left and right lamps indicate the actuator rotation direction (Fig. 2-III).



Technical data

	AVC05	AVC10	AVC15
Maximum load	5 Nm	10 Nm	15 Nm
Rotation angle	90 °		
Running time	15 s, 30 s, 1min, 2 min, 4 min, 8 min		
Supply voltage	230 (24) V ~, 50 Hz		
Consumption	2,5 VA - 4 VA		
Protection degree	IP42		
Protection class	II		
Dimensions (WxHxD)	84 x 101 x 85 (72)		
Weight	390 g - 630 g	600 g - 860 g	

Actuator control and output signal settings

- 24V actuator with 0-10V control (for 14682 and 10873 only)

DIP switches			Actuator control (input signal) terminal 3 (Y)	Output signal (always voltage type) terminal 4 (U)
S1=0	S2=0	S3=0	0-10 V	0-10 V
S1=0	S2=0	S3=1	2-10 V	2-10 V
S1=1	S1=1	S3=0	0-20 mA	0-10 V
S1=1	S1=1	S3=1	4-20 mA	2-10 V

Disposal of Old Electrical & Electronic Equipment

(Applicable in the European Union and other European countries with separate collection systems)



This symbol on the product or on its packaging indicates that this product shall not be treated as household waste. Instead it shall be handed over to the applicable collection point for the recycling of electrical and electronic equipment.

By ensuring this product is disposed of correctly, you will help prevent potential negative consequences for the environment and human health, which could otherwise be caused by inappropriate waste handling of this product.

The recycling of materials will help to conserve natural resources. For more detailed information about recycling of this product, please contact your local city office, your household waste disposal service or the shop where you purchased the product.

Conformity with standards and directives

Actuators AVC...are meeting the requirements and rules of the following directives:

- EMC: Directive for Electromagnetic compatibility, 2004/108/EC,
- LVD: Low voltage directive 2006/95/EC,
- RoHS: Directive for hazardous substances in electric and electronic appliances 2002/95/EC.

Product description: Actuator PROMIX®

Model name: AVC05, AVC10, AVC15

Applied standards:

EN60730-1, EN60730-2-14

Code	9193	10875	10876	14682	10873	11118
Supply voltage	230 V	230 V	230 V	24 V _{control} 0÷10V	24 V _{control} 0÷10V	24 V
Running time	120 s	60 s	240 s	60÷120s	120s	120s
Max. load	5 Nm	5 Nm	5 Nm	5 Nm	10 Nm	5 Nm

3 point

AVC05...
AVC10...
AVC15...

1 2 3

N

230 V (for 9193, 10875, 10876)
24 V (for 11118)



Proportional (only 14682)

S1	S2	SIG.	S3	U/I
0	0	1	1	0 10V / 20 mA 2 10V / 4-20 mA

~ L AC 24 V
+ - DC 24 V

Y DC 0/2÷10V →

U DC 0/2÷10V →

S4	Q	S5	S6	Q
0	0	0	0	0
1	1	1	1	1

1 2 3

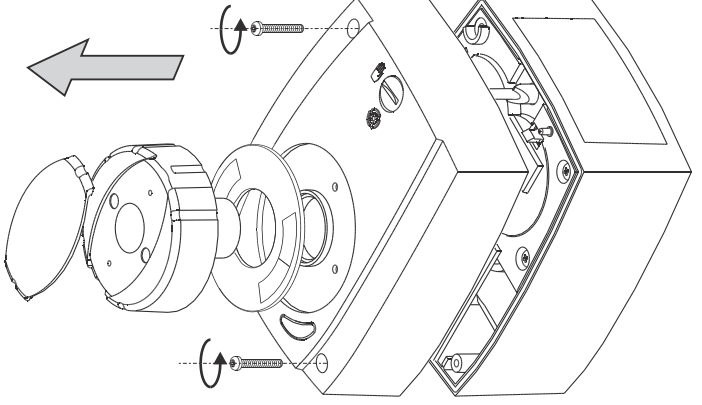
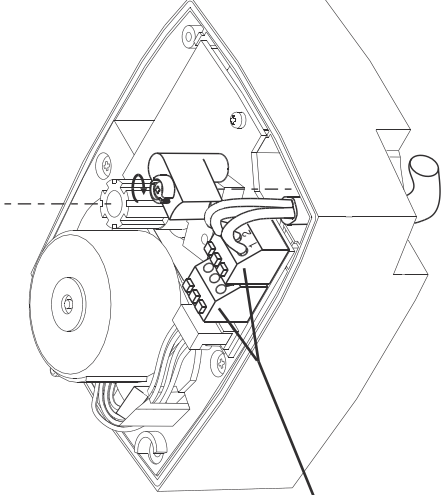
4 5 6

U

~ L Y

+

AVC10V...



4-I

ASCAVMSA	Esbe, Selltron, Somatherm, Acaso, IVAR, PAW, Hora, BRV, IMIT, Barberi, Olymp, Hoval (5 Nm)
ASCAVMSB	Esbe, Selltron, Somatherm, Acaso, IVAR, PAW, Hora, BRV, IMIT, Barberi, Olymp, Hoval (10 Nm, 15 Nm)
ASCAVMSC	Centra DRZR
ASCAVMSD	Centra DRU
ASCAVMSE	Siemens VBM/BF/VBG/CI
ASCAVMSE	Meibes, Wita
ASCAVMSE	Esbe VRG
ASCAVMSE	FRST Rotomix, Rotodivert

