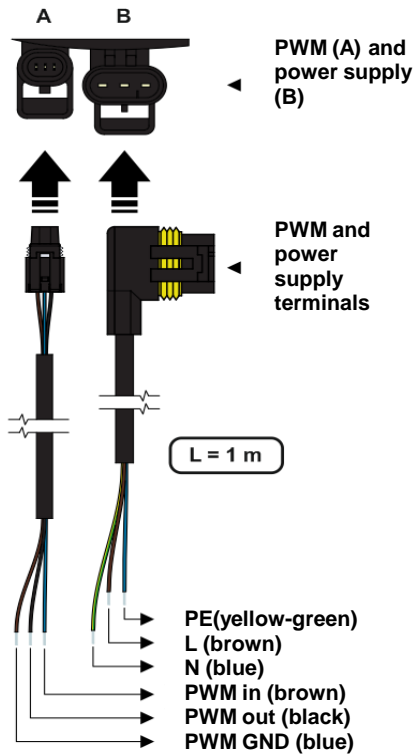


**S1 Solar 1 Pump Station, UPM3, 2-12 l/min, G 3/4"**



**Connection of UPM3 SOLAR pump**



Main features	
Application	for solar circuits
Description	consists of UPM3 HYBRID 25-70 180 circulation pump, flow rate indicator, safety valve with pressure gauge, ball valve with thermometer and insulation
Installation	solar circuit return
Working fluid	water-glycol mixture (max. 1:1)
<b>Code</b>	<b>14861</b>

Pump Station Data	
Fluid operating temp.	2 to 120 °C
Max. working pressure	6 bar
Max. power input	45 W
Max. head	7,5 m
Max. ambient temp.	60 °C
Power supply	230 V, 50 Hz
Insulation material	EPP RG 60 g/l
Overall dimensions	220 x 460 x 150 mm
Pipe pitch	-
Total weight	4,3 kg
Connection	2 x G 3/4" M

UPM3 HYBRID 25-70 180 Circulation pump	
Electric Data	
Power supply	230 V, 50 Hz
Power input (min./max.)	4 / 45 W
Current (min./max.)	0,04 / 0,48 A
IP rating	IPX4D
Motor protection	not needed

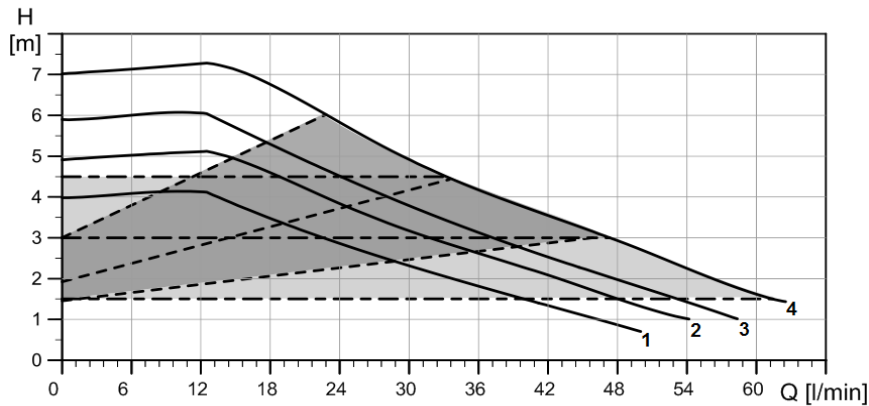
Operating Data	
Fluid operating temp.	2 to 130 °C
Max. working pressure	10 bar
Max. speed	5991 rpm
Min. pressures at the suction port	5.1 mH <sub>2</sub> O at fluid temp. 95 °C
Weighted average power	≤ 20 W
Energy Efficiency Index	≤ 0,20
Max. ambient temperature	60 °C
Max. relative humidity	95 % non condensing

Power supply cables and PWM cables are included in supply.

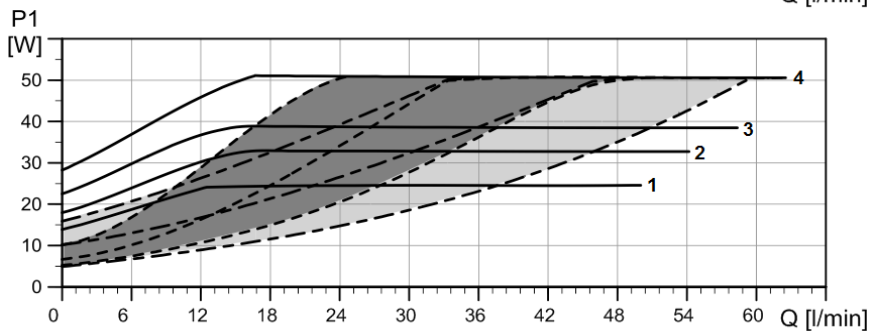
Pump profile and output curve settings				
	curve 1 (PWM C)	curve 2 (PWM C)	curve 3 (PWM C)	curve 4 (PWM C)
Solar Controller with PWM C output				
Solar Controller no PWM C output				

**S1 Solar 1 Pump Station, UPM3, 2-12 l/min, G 3/4"**

Performance curves of UPM3 HYBRID 25-75 180 pump



Curve	Max. H	Max. P <sub>1</sub>
1	4 m	25 W
2	5 m	33 W
3	6 m	39 W
4	7 m	52 W



Flow rate indicator	
Description	for flow rate indication and system filling/draining through ball valves (2 x G 3/4" M)
Fluid operating temperature	120 °C (max. 160 °C po dobu 20 s)
Max. working pressure	10 bar
Measurable flow rate range	2 to 12 l/min
Connection	G 3/4" M x G 6/4" F
Safety valve	
Opening pressure	6 bar
Max. operating temperature	-20 to 160 °C
Working fluid	water-glycol mixture (max. 1:1)
Connection	G 1/2" F x G 3/4" F